	<b>NHS GREATER GLASGOW &amp; CLYDE CONTROL OF INFECTION COMMITTEE STANDARD OPERATING PROCEDURE (SOP)</b>	Page	1 of 9
		Effective From	April 2021
	<b>TOY CLEANING (INCLUDING GAMES)</b>	Review Date	April 2023
		Version	5
<p>The most up-to-date version of this SOP can be viewed at the following website:  <a href="http://www.nhsggc.org.uk/your-health/infection-prevention-and-control/">www.nhsggc.org.uk/your-health/infection-prevention-and-control/</a></p>			

### SOP Objective

To ensure that Healthcare Workers (HCWs) are aware of infection risks associated with toys in healthcare settings.

This SOP applies to all staff employed by NHS Greater Glasgow & Clyde and locum staff on fixed term contracts and volunteer staff.


### KEY CHANGES FROM THE PREVIOUS VERSION OF THIS SOP

- Minor wording changes

### Document Control Summary

Approved by and date	Board Infection Control Committee 20 <sup>th</sup> April 2021
Date of Publication	23 <sup>rd</sup> April 2021
Developed by	Infection Prevention Control Policy Sub-Group
Related Documents	National Infection Prevention Control Manual NHSGGC Hand Hygiene SOP NHSGGC Decontamination SOP NHSGGC SOP Cleaning of Near Patient Equipment
Distribution/Availability	NHSGGC Infection Prevention and Control Policy Manual and the Internet <a href="http://www.nhsggc.org.uk/your-health/infection-prevention-and-control/">www.nhsggc.org.uk/your-health/infection-prevention-and-control/</a>
Lead Manager	Board Infection Control Manager
Responsible Director	Board Medical Director

The most up-to-date version of this SOP can be viewed at the following website:  
[www.nhsggc.org.uk/your-health/infection-prevention-and-control/](http://www.nhsggc.org.uk/your-health/infection-prevention-and-control/)

	<b>NHS GREATER GLASGOW &amp; CLYDE CONTROL OF INFECTION COMMITTEE STANDARD OPERATING PROCEDURE (SOP)</b>	Page	2 of 9
		Effective From	April 2021
	<b>TOY CLEANING (INCLUDING GAMES)</b>	Review Date	April 2023
		Version	5
<p>The most up-to-date version of this SOP can be viewed at the following website:  <a href="http://www.nhsggc.org.uk/your-health/infection-prevention-and-control/">www.nhsggc.org.uk/your-health/infection-prevention-and-control/</a></p>			

**CONTENTS**


1. Introduction ..... 3

2. Responsibilities ..... 4

3. Criteria ..... 5

4. Toys and Games ..... 5

5. Cleaning Procedure ..... 6

	NHS GREATER GLASGOW & CLYDE CONTROL OF INFECTION COMMITTEE <b>STANDARD OPERATING PROCEDURE (SOP)</b>	Page	3 of 9
		Effective From	April 2021
	<b>TOY CLEANING (INCLUDING GAMES)</b>	Review Date	April 2023
		Version	5
The most up-to-date version of this SOP can be viewed at the following website: <a href="http://www.nhsggc.org.uk/your-health/infection-prevention-and-control/">www.nhsggc.org.uk/your-health/infection-prevention-and-control/</a>			


## 1. Introduction

Toys and games which do not increase the risk of infection will be available for patients within the clinical setting where children, young people or adults are treated. This SOP applies to toys/games owned by the Directorates/Sectors and used by staff and parents/patients. Toys donated by the public for this purpose must be new and unused, meet British Safety standards and be wipeable.

In areas where mental health is a key consideration, by following an appropriate risk assessment, this SOP may be adapted to suit the needs of the patient. This risk assessment must be documented in the patient's notes.

Related Policies can be viewed by following the link

[NHSGGC : Prevention and Control of Infection Manual \(Policies / SOPs / Guidelines\)](#)

	<b>NHS GREATER GLASGOW &amp; CLYDE CONTROL OF INFECTION COMMITTEE STANDARD OPERATING PROCEDURE (SOP)</b>	Page	4 of 9
		Effective From	April 2021
	<b>TOY CLEANING (INCLUDING GAMES)</b>	Review Date	April 2023
		Version	5
<p>The most up-to-date version of this SOP can be viewed at the following website:  <a href="http://www.nhsggc.org.uk/your-health/infection-prevention-and-control/">www.nhsggc.org.uk/your-health/infection-prevention-and-control/</a></p>			

## 2. Responsibilities

### Healthcare Workers (HCWs) must:


- Follow this SOP.
- Inform a member of the Infection Prevention Control Team (IPCT) if this SOP cannot be followed.

### Senior Charge Nurses (SCN) / Managers must:

- Ensure that staff, patients and carers are aware of the contents of this SOP.
- Will not purchase or accept donations of new toys/ games unless there is an approved method for cleaning in place as agreed in [Section 5](#).
- Will have devised a process to ensure that all toys/ games in their ward/ department are cleaned as per this SOP.
- Support HCWs and IPCTs in following this SOP.

### Infection Prevention and Control Teams (IPCTs) must:

- Keep this SOP up-to-date.
- Provide education opportunities on this SOP.

	NHS GREATER GLASGOW & CLYDE CONTROL OF INFECTION COMMITTEE <b>STANDARD OPERATING PROCEDURE (SOP)</b>	Page	5 of 9
		Effective From	April 2021
	<b>TOY CLEANING (INCLUDING GAMES)</b>	Review Date	April 2023
		Version	5
The most up-to-date version of this SOP can be viewed at the following website: <a href="http://www.nhsggc.org.uk/your-health/infection-prevention-and-control/">www.nhsggc.org.uk/your-health/infection-prevention-and-control/</a>			

### 3. Criteria

#### Toys/Games:

The words ‘toys/games’ in the context of this SOP refer to all toys used for recreational, therapeutic or educational purposes by children, young people, adults and their families or by healthcare staff.

#### Toy/Games selection and purchase:

Shared Toys/games will be chosen with hard surfaces (plastic, vinyl, varnished or painted wood, metal) which can be thoroughly cleaned. Where toys/ games with fabric parts must be used, these parts must be able to be laundered and there should be a system in place.

#### Storage of clean toys/games:

Shared toys/games will be stored in a dedicated cupboard/box (or play area if large) which can be cleaned as part of a documented regular cleaning schedule. Only clean toys/games will be stored in this cupboard/area.

### 4. Toys and Games


#### Patient’s own toys – Parents/carers informed about Toy Cleaning SOP

- Patients may bring their own toys/games into hospital but for most admissions this should be limited to one or two items **only**. There is discretion on the part of the nurse in charge of a ward in relation to patients who may need to exceed this number, e.g. those with longer admissions and/ or any identified developmental or mental health need for additional toys.
- They should be stored in their locker when not in use or other appropriate covered storage area, e.g. toy box.
- They should not be shared with other patients. Parents/carers have the responsibility for keeping toys/games clean as per this SOP and removing them from the patient should they become damaged or contaminated.

#### Group Play

In circumstances when patients may benefit from sharing toys, staff have a responsibility to support safe play. This may require risk assessment with clear documentation by the clinician responsible for overseeing the area where such informal group play occurs. Managers need to ensure that there is clarity about

The most up-to-date version of this SOP can be viewed at the following website:  
[www.nhsggc.org.uk/your-health/infection-prevention-and-control/](http://www.nhsggc.org.uk/your-health/infection-prevention-and-control/)

	<b>NHS GREATER GLASGOW &amp; CLYDE CONTROL OF INFECTION COMMITTEE STANDARD OPERATING PROCEDURE (SOP)</b>	Page	6 of 9
		Effective From	April 2021
	<b>TOY CLEANING (INCLUDING GAMES)</b>	Review Date	April 2023
		Version	5
The most up-to-date version of this SOP can be viewed at the following website: <a href="http://www.nhsggc.org.uk/your-health/infection-prevention-and-control/">www.nhsggc.org.uk/your-health/infection-prevention-and-control/</a>			

responsibility for decision making in these cases.

Where there is uncertainty, professional advice should be sought regarding the importance of that activity and this advice should be weighed against the infection prevention control advice. Suitable advice may be obtained from a play specialist, neuro- development specialist or mental health professional.

#### **Individual in-patient ward/ department/ toys/games**


- The ward/department manager must have a written system in place for staff to ensure that toys are cleaned and examined between patient use.
- Staff will examine each toy/game after use to ensure that it is fit for re-use, i.e. check for broken parts/faults/loose wiring etc.
- Toys/games will be cleaned prior to being returned to the toy cupboard/ box/area. (See Cleaning Procedure in [Section 5](#))
- A notice will be displayed in each area where toys are located, advising parents/patients to report any dirty toys to a member of staff
- In out-patient and waiting areas toys will be kept to a manageable minimum so that appropriate cleaning can be undertaken.

#### **5. Cleaning Procedure**

The SCN/ Manager must designate a member of staff to clean and check the toys/games on a daily basis.


<b><i>Cleaning – Detergent</i></b>	<ul style="list-style-type: none"> <li>• Use detergent wipes to wipe toys.</li> <li>• If wipes are not available use a fresh solution of detergent made up as per manufacturer’s instructions, using disposable paper towel.</li> <li>• Wipe dry with disposable paper towel.</li> </ul> <b>Do not store toys wet</b>
<b><i>Cleaning – Disinfection</i></b>	<ul style="list-style-type: none"> <li>• Clean as per <a href="#">NHSGGC SOP Cleaning Near Patient Equipment</a></li> <li>• Ensure toys are rinsed and wipe dry with disposable paper towel.</li> </ul> <b>Do not store toys wet</b>

The most up-to-date version of this SOP can be viewed at the following website:  
[www.nhsggc.org.uk/your-health/infection-prevention-and-control/](http://www.nhsggc.org.uk/your-health/infection-prevention-and-control/)

	NHS GREATER GLASGOW & CLYDE CONTROL OF INFECTION COMMITTEE <b>STANDARD OPERATING PROCEDURE (SOP)</b>	Page	7 of 9
		Effective From	April 2021
	<b>TOY CLEANING (INCLUDING GAMES)</b>	Review Date	April 2023
		Version	5
The most up-to-date version of this SOP can be viewed at the following website: <a href="http://www.nhsggc.org.uk/your-health/infection-prevention-and-control/">www.nhsggc.org.uk/your-health/infection-prevention-and-control/</a>			

<b>Examples</b>	<b>IBooks</b> <ul style="list-style-type: none"> <li>Books and posters should be examined for visible soiling with body fluid and disposed of as necessary.</li> <li>Between patients, wipe the cover with detergent wipe.</li> <li>Where possible, photocopies of pages, laminated pages or computers should be used for patient in source isolation.</li> </ul>
	<b>Construction toys, e.g. <u>Lego</u></b> <ul style="list-style-type: none"> <li>These should not be considered for patients in source isolation unless they can be given to the patient as a gift to take home.</li> <li>Where toys with small parts are used, care must be taken to examine parts at the end of the patient's play and wash all parts thoroughly in warm water and neutral detergent.</li> </ul>
	<b>Hand held electronic toys (i.e. computers/ tablets/Consol/ DVDs)</b> <ul style="list-style-type: none"> <li>Clean as above between patients where appropriate and before returning to toy cupboard/area.</li> <li>Keyboards should have a wipeable cover or be washable.</li> <li>Please follow the manufacturer's instructions.</li> </ul>
	<b>Play dough (home-made and therapeutic putty)</b> <ul style="list-style-type: none"> <li>The patient should be encouraged to wash their hands prior to start of play.</li> <li>Play dough should be discarded at the end of the session and not stored for another day.</li> <li>A patient in isolation will be given their own play dough that is not shared with other children and discarded after use.</li> <li>Therapeutic putty must be single-patient use.</li> </ul>
	<b>Soft toys/cloth dolls</b> <ul style="list-style-type: none"> <li>Only new soft toys and cloth dolls can be accepted by the hospital and will be given to one patient as a gift to have as their own toy and to be taken home at the end of their stay.</li> <li>If the patient has been in source isolation the soft toy issued should either be discarded or taken home by the parents/carers for laundering at the end of the period of source isolation.</li> </ul>


The most up-to-date version of this SOP can be viewed at the following website:  
[www.nhsggc.org.uk/your-health/infection-prevention-and-control/](http://www.nhsggc.org.uk/your-health/infection-prevention-and-control/)

	NHS GREATER GLASGOW & CLYDE CONTROL OF INFECTION COMMITTEE <b>STANDARD OPERATING PROCEDURE (SOP)</b>	Page	8 of 9
		Effective From	April 2021
	<b>TOY CLEANING (INCLUDING GAMES)</b>	Review Date	April 2023
		Version	5
The most up-to-date version of this SOP can be viewed at the following website: <a href="http://www.nhsggc.org.uk/your-health/infection-prevention-and-control/">www.nhsggc.org.uk/your-health/infection-prevention-and-control/</a>			

	<ul style="list-style-type: none"> <li>Soft toys sitting in incubators and cots should be visibly inspected daily for signs of contamination. If soiled, parents/carers should be encouraged to take the toy home to wash.</li> </ul>
	<p><b><i>Soft toys used for decoration</i></b></p> <ul style="list-style-type: none"> <li>Avoid if possible.</li> <li>A person should be allocated with the responsibility for the regular cleaning of these items.</li> <li>Regular checks should be made to ensure that dust does not accumulate on these items.</li> <li>All body fluid spillage will require thorough cleaning followed by disinfection. Where this is not possible, these items should be discarded. Should this be laundered or discarded?</li> </ul>
	<p><b><i>Therapeutic toys, for example, dementia doll, twiddle muffs</i></b></p> <ul style="list-style-type: none"> <li>All therapeutic toys including soft bodied toys must be made of a wipeable material.</li> <li>All patients should be encouraged to wash their hands before touching any play equipment/therapeutic toys.</li> <li>Where a soft bodied toy must be used, the toy should be visibly clean before use.</li> <li>There must be a protocol in place for replacement/cleaning.</li> </ul>
<b><i>Toys/games soiled with body fluid</i></b>	<ul style="list-style-type: none"> <li>Consider disposal of toy/ game if grossly contaminated.</li> <li>All blood and body fluid should be decontaminated <u>using chlorine based detergent 1000 PPM then rinsed.</u></li> <li>Seek advice from a member of the IPCT prior to decontamination.</li> </ul>
<b><i>Toys games used in source isolation</i></b>	<ul style="list-style-type: none"> <li>Clean item with chlorine based detergent, i.e. Actichlor Plus or a solution containing 1000ppm hypochlorite.</li> <li>Keep items to a minimum and dedicate to the individual where possible.</li> </ul>
<b><i>Wall mounted toys/games</i></b>	<ul style="list-style-type: none"> <li>Damp wipe (disposable cloth and neutral detergent or detergent wipes) after each patient use.</li> <li>All blood and body fluid should be decontaminated as per <a href="#">NHSGGC Decontamination SOP</a>.</li> </ul>

The most up-to-date version of this SOP can be viewed at the following website:  
[www.nhsggc.org.uk/your-health/infection-prevention-and-control/](http://www.nhsggc.org.uk/your-health/infection-prevention-and-control/)



	<b>NHS GREATER GLASGOW &amp; CLYDE CONTROL OF INFECTION COMMITTEE STANDARD OPERATING PROCEDURE (SOP)</b>	Page	9 of 9
		Effective From	April 2021
	<b>TOY CLEANING (INCLUDING GAMES)</b>	Review Date	April 2023
		Version	5
<p>The most up-to-date version of this SOP can be viewed at the following website:  <a href="http://www.nhsggc.org.uk/your-health/infection-prevention-and-control/">www.nhsggc.org.uk/your-health/infection-prevention-and-control/</a></p>			

<b>Wall murals</b>	<ul style="list-style-type: none"> <li>• All permanent wall murals should be sealed to reduce paint from peeling/ chipping.</li> <li>• The surface must be able to withstand being washed and disinfected with chlorine based detergent. All blood and body fluid should be decontaminated as per <a href="#">NHSGGC Decontamination SOP</a>.</li> </ul>
<b>Water play</b>	<ul style="list-style-type: none"> <li>• This should be on a one-to-one basis only.</li> <li>• Water should be discarded at the end of the session and the container should be cleaned/disinfected as per manufacturer instructions</li> <li>• All toys should be cleaned and dried thoroughly prior to storage.</li> </ul>
<b>Therapeutic Sand play</b>	<ul style="list-style-type: none"> <li>• This should be on a one-to-one basis only.</li> <li>• Each patient should be allocated their own container of sand with their name on it.</li> <li>• Sand should be inspected before each use for dust/ debris.</li> <li>• Sand must be stored dry. If it becomes wet during play, it must be discarded.</li> <li>• At end of therapy, sand should be discarded and the container washed with detergent and water, and dried.</li> </ul>
<b>Window painting</b>	<ul style="list-style-type: none"> <li>• Prior to allowing patients to paint on windows, clear lines of responsibility for removing the paint must be established.</li> <li>• Only clean glass surfaces should be used.</li> <li>• The responsible person must remove all traces of paint from the window when the painting is no longer required or on discharge of the patient.</li> </ul>