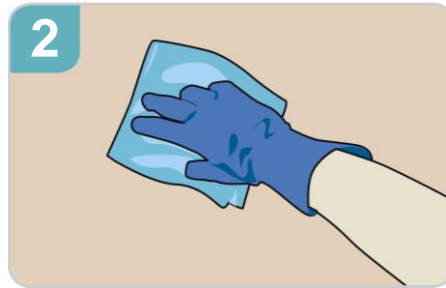


ACTICHLOR™ PLUS GENERAL ENVIRONMENT

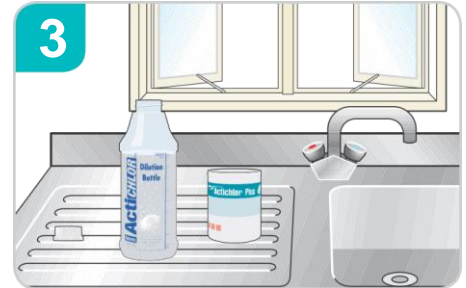
DISINFECTS AND CLEANS IN ONE EASY STEP



1
Wear disposable gloves and apron. Safety glasses with side shields are required whilst handling the tablets only



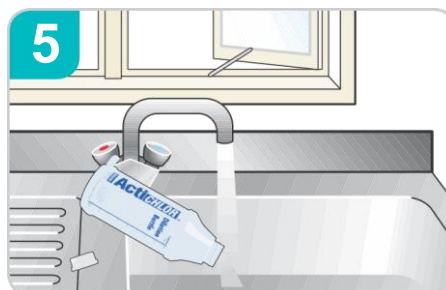
2
Remove any gross contamination including urine, vomit and faeces with a paper towel before applying Actichlor Plus



3
Dissolve Actichlor Plus tablets (according to dilution instructions below) in cold water to make your solution. Leave lid off dilution bottle until tablets have dissolved.



4
Use solution according to your hospital policy. When disinfecting commodes and mattresses, allow the solution to dry fully before rinsing



5
Keep solution for no longer than 24 hours. Dispose of remaining solution into appropriate drains with running water e.g. disposal sink, sluice



6
Dispose of gloves and apron as clinical waste. Wash hands after removing gloves and apron

DILUTION INSTRUCTIONS

DISINFECTION OF THE ENVIRONMENT (1,000PPM AVAILABLE CHLORINE)			CONTACT TIME
Actichlor Plus 1.7g Tablets	1 Tablet per 1L	Disinfection of the Environment	5 minutes
		Sporicidal – C.difficile	10 minutes

WARNINGS & PRECAUTIONS



AVOID contact with skin and eyes.
DO NOT breathe dust/fume/gas/mist/vapors/spray.



DO NOT use directly on urine or vomit. Mixing this product with acid or ammonia releases chlorine gas.



AVOID prolonged contact with stainless steel or clothing



ALWAYS dispose used materials as clinical waste. Wash hands thoroughly after handling



ALWAYS keep container tightly closed. Store in a secure dry place in suitable labelled containers



ALWAYS keep out of the reach of children



ALWAYS dispose of each solution after 24 hours, refer to your SDS and hospital policy



USE ONLY with adequate ventilation

**USE BIOCIDES SAFELY, ALWAYS READ THE LABEL & PRODUCT INFORMATION BEFORE USE
PLEASE REFER TO THE SAFETY DATA SHEET AND HOSPITAL POLICY**

ECOLAB HEALTHCARE

Lotherton Way, Garforth
Leeds LS25 2JY, UK
+44 (0) 2920 854 390
www.ecolab.co.uk www.ecolab.ie

© Ecolab 2016 02/2016