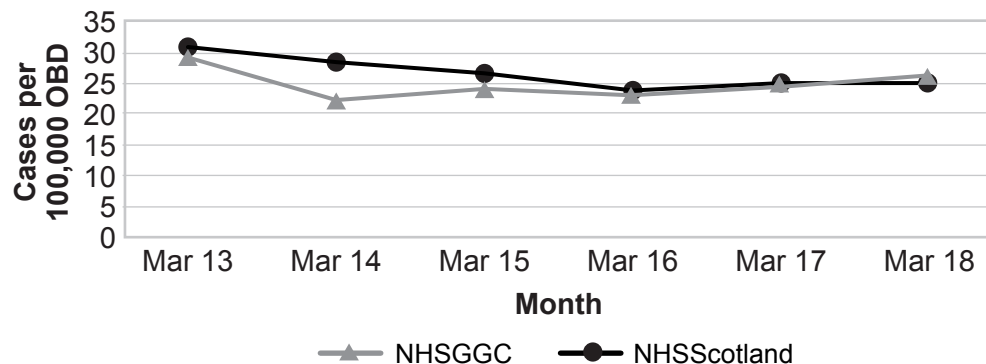
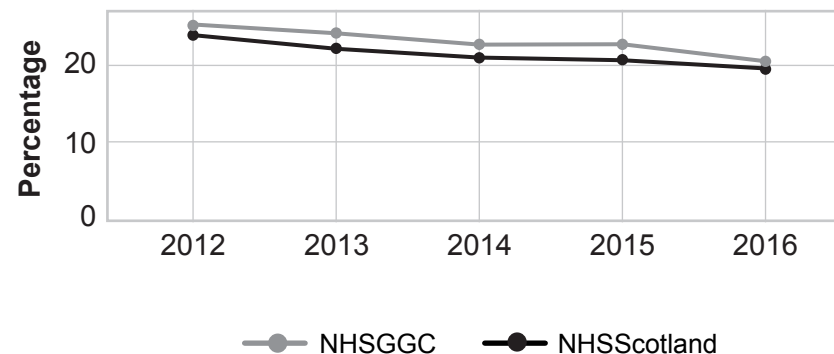


Outcomes at a Glance: 2017-18 Annual Review

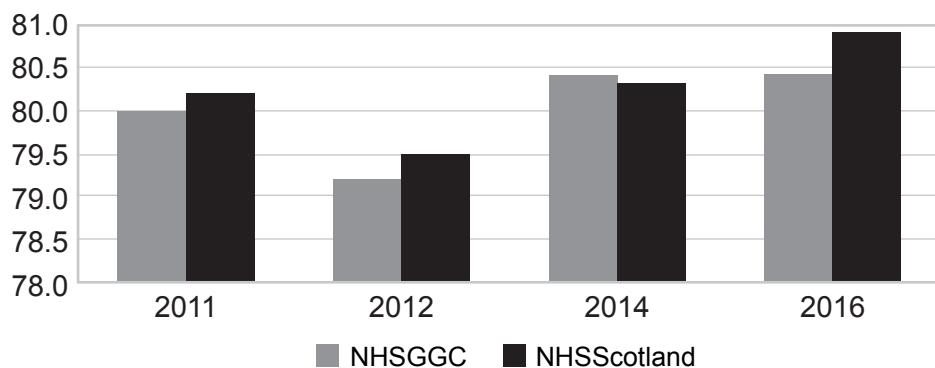
↓ Reduction in C-Diff Rates 2013 – 2018



↑ Adult (16+) Smoking Prevalence



↑ Overall Healthcare Experience Survey



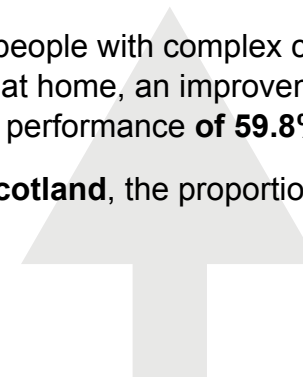
The overall healthcare experience of our patients continued to improve when compared to previous years.

Proportion of People with Complex Care Needs Cared for at Home



60.2% of people with complex care needs were being cared for at home, an improvement on last years' performance of **59.8%**.

Across **NHSScotland**, the proportion was **60.7%**.



Outcomes at a Glance: 2017-18 Annual Review

Self Assessed General Health

70.2%

of respondents to the Scottish Household Survey rated their general health as either very good or good and were satisfied with our local health services.

Current performance is below the **Scottish average of 73.5%**.

Early Years

In 2017, **87.8%** of babies were of healthy birth weight (appropriate weight for gestational age).

Current performance represents a **decrease on the 88.7% reported last year** and remains positive given our high levels of deprivation.

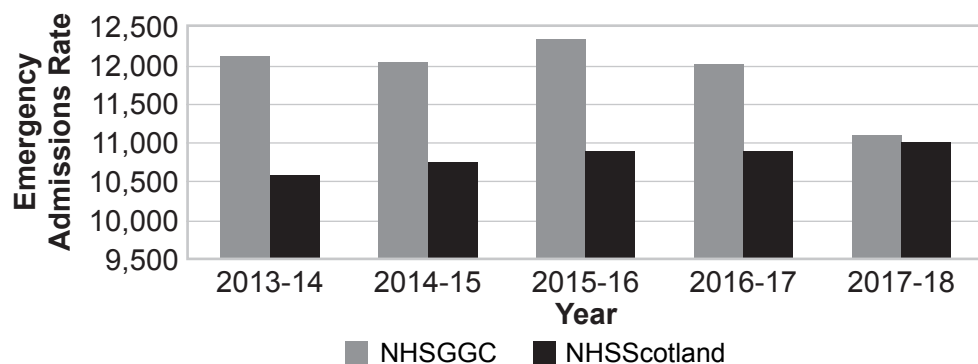
NHSScotland's figure was **89.1%** for the same period.

Cancer Waiting Times

92.7% of eligible patients began cancer treatment **within 31 days of decision to treat** at March 2018.

NHSGGC's performance was below **NHSScotland's** position of **93.5%** for March 2018.

Emergency Admissions Rate per 100,000 Population



The rate of emergency admissions continued to decrease when compared with the previous years.

End of Life Care

