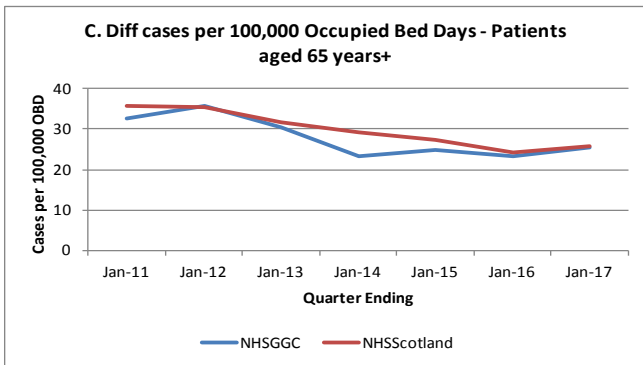
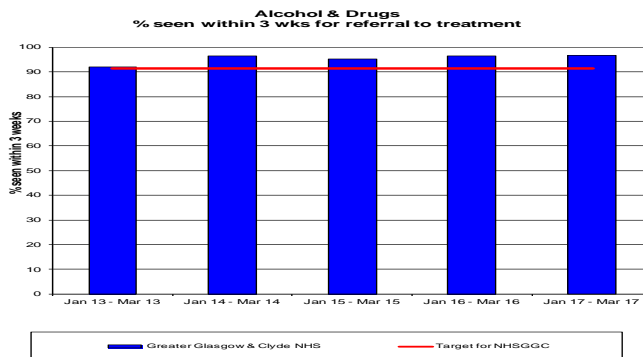


# NHS Greater Glasgow & Clyde: 2016-17 Annual Review: Outcomes At A Glance - Selected Measures

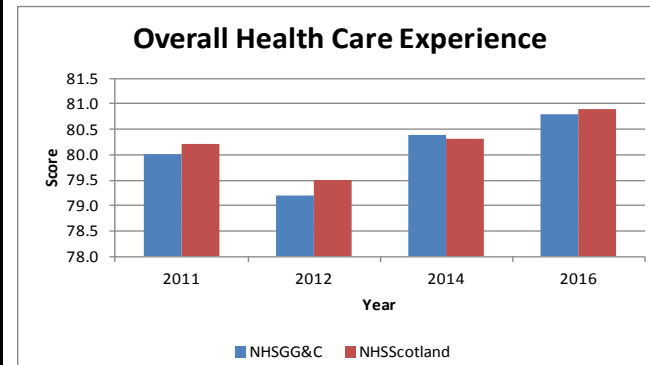
## Reduction in C-Diff Rates Since 2011



## Alcohol and Drugs - Waiting Times for Referral to Treatment




## Overall Healthcare Experience Score



## Child and Adolescent Mental Health (CAMHS)

98% of children and young people referred to CAMHS were seen within 18 weeks. This is a marginal reduction on last year's excellent performance of 99.8% and is still significantly above NHSScotland's performance of 83.6%.



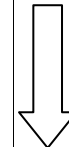
## Satisfaction with Local Health Services

91% of respondents to the Scottish Household Survey were satisfied with our local health services. Current performance is higher than the Scottish average of 89%.

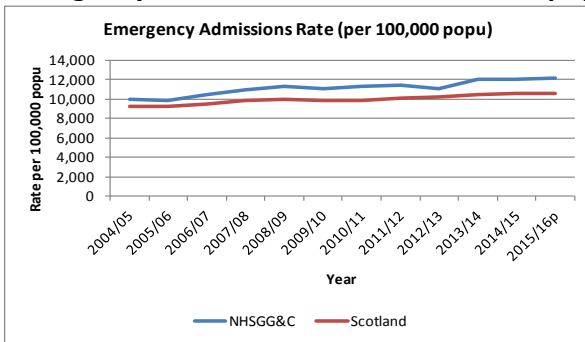


## Early Years

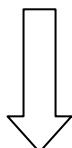
In 2016, 90.0% of babies were of healthy birth weight (appropriate weight for gestational age) slightly less than last year's 90.3%. NHSGG&C's performance continues to be positive given our high levels of deprivation. NHSScotland's figure was 90.1% for the same period.



## Emergency Admissions Rate Per 100,000 popu

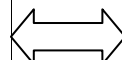


The rate of emergency admissions increased when compared with the previous year.

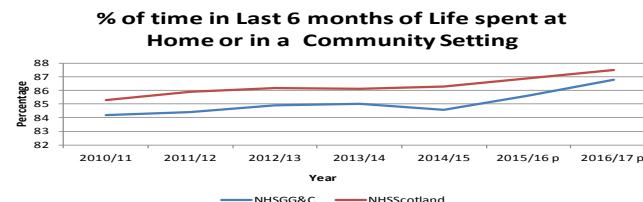


## Waiting Times

93.9% of eligible patients began cancer treatment within 31 days of decision to treat as at quarter ending March 2017. Current performance is below NHSScotland's position of 94.9%



## End of Life Setting



2016-17 saw a further improvement in the percentage of time in the last 6 months of life spent at home or in a community setting.


Key



Improving



Deteriorating



No Change



No Trend