

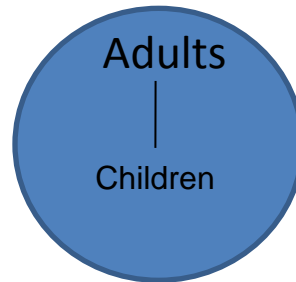
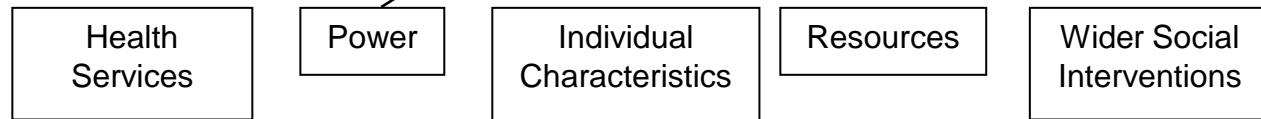
# Theory of Change

Long Term Goals →

Improve Health & Well Being and not worsen gap between rich and poor

**Health =  
ability to  
adapt and  
self manage**

Influencing factors →



## Assumptions Driving Primary Care Inequalities Work

Approach is anchored in primary care and its connections – acknowledging limitations and wider influences  
Health Services both have a direct impact on long term goals and opportunity to influence / support access to other resources  
Childhood is a key time to support development of individual resources – family environment is a critical influencer

## Characteristics of effective primary care

Coordinated continuity of health care for with multiple health problems.  
Arrangements and resources reflect the epidemiology of multimorbidity, including earlier onset in deprived areas.  
Approach focusing on respect, relationships and trust.  
Neediest/most complex patients have sufficient time for consultations.  
Effective team working with a range of critical services (social work, mental health, addictions, child health).  
Practices and patients are connected with community resources for health.  
Services and arrangements address the needs of vulnerable families.  
Effective serial encounters and productive use of long term relationships are supported.  
Training and leadership development within and between practices.  
Protected time for practices to share experience, information, learning and activity.

## Desired outcomes

People are supported to live well.  
Complications are prevented or postponed.  
Use of emergency care is reduced.  
Severity and progression is reduced.  
Increased individual control and decision making  
Improve access to appropriate services  
More engaged families  
Increased continuity

## Possible measures

CARE measure  
Wellbeing / mental health scores (e.g. WEMWBS)  
Measures of continuity  
Service use in all settings  
Team effectiveness evaluation  
Care measures?  
Patient views  
Access

*“Measurement for learning not just payment”*

Fragmentation / complexity in teams and local services

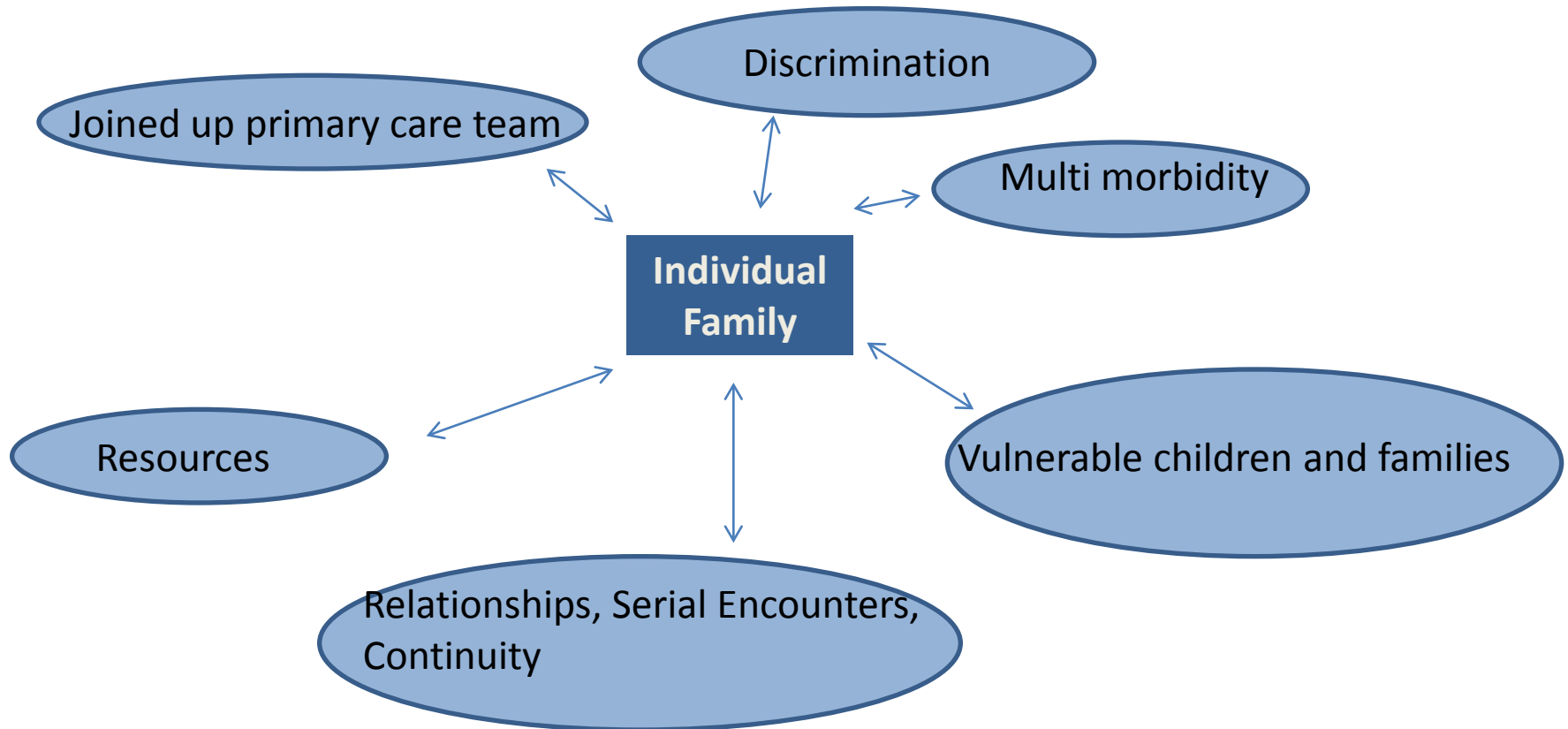
Resource / inverse care law

Contract approach tick box “control”  
Not measuring high value

Stress and burnout

**Barriers**

# Six themes



**For each of these – work in progress, but not comprehensive / achieving overall outcomes**

# Some areas where we need to know more

